


APPROVED



Vice-Rector for Academic Affairs

E.S. Bogomolova

31 August 2021

WORKING PROGRAM

Name of the academic discipline **GYNECOLOGY**

Specialty: **31.05.01 GENERAL MEDICINE**

(code, name)

Qualification: **GENERAL PRACTITIONER**

Department: **OBSTETRICS AND GYNECOLOGY**

Mode of study: **FULL-TIME**

Labor intensity of the academic discipline: **252 academic hours**

Nizhny Novgorod
2021


The working program has been developed in accordance with the Federal State Educational Standard for the specialty 31.05.01 GENERAL MEDICINE approved by Order of the Ministry of Science and Higher Education of the Russian Federation No. 988 of August 12, 2020.

Developers of the working program:

Borovkova L.V., MD, Professor, Head of Department of Obstetrics and Gynecology of FSBEI HE PRMU MOH Russia


Pak S.V., PhD, Associate Professor, Department of Obstetrics and Gynecology of FSBEI HE PRMU MOH Russia

The program was reviewed and approved at the department meeting (protocol No 2, 23.09.2021)

Head of the Department,  (Borovkova L.V.)
M.D., Professor, _____ (signature)

23.09.2021

AGREED

Deputy Head of EMA ph.d. of biology  Lovtsova L.V.
(signature)

23.09.2021

1. The purpose and objectives of mastering the academic discipline Gynecology (hereinafter – the discipline):

1.1. The purpose of mastering the discipline: participation in forming the relevant competencies UC 4, UC 7, GPC 4, GPC 5, GPC 6, GPC 8, GPC 9, PC 1, PC 5, PC 6, PC 8, PC 9, PC 12, PC 17, PC 20, PC 21, PC 22.

1.2. Requirements to the deliverables of mastering the discipline

As a result of completing the discipline, the student should

Know:

Russian Federation legislation fundamentals in the protection of the female population health, the main regulatory and technical documents; basics of the medical (outpatient and inpatient) care organization, principles of clinical examination; maintenance of standard accounting and reporting medical documentation; risk factors for the development of obstetric complications; methods of sanitary and educational work; etiology, pathogenesis and preventive measures of the most common obstetric complications, their modern classification; clinical findings, features of the pregnancy complications course; their diagnostic methods, modern methods of clinical, laboratory, instrumental examination of a pregnant woman (including endoscopic, radiological methods, ultrasound diagnostics); criteria for diagnosing obstetric complications; features of the organization of the antenatal clinic doctor, modern diagnostic capabilities of antenatal clinics, methods of emergency measures, indications for planned hospitalization of pregnant women; organization of obstetric and gynecological care for the population, diagnosis of pregnancy, methods of pregnancy and childbirth management; the basics of counseling for non-abortion; theoretical foundations for the collection, storage, retrieval and processing of information in medical units, the use of information computer systems in medicine and healthcare.

Be able to:

collect anamnesis, conduct a survey, obstetric examination; assess the condition of the pregnant woman to make a decision on the need to provide obstetric and gynecological care; conduct a survey of the reproductive system; outline the scope of additional research; choose an individual type of obstetric and gynecological care; formulate a diagnosis; develop tactics for managing pregnancy and childbirth; treatment taking into account etiologic and pathogenetic agents; manage a physiological pregnancy; provide assistance during childbirth; provide first aid in emergency conditions in obstetric practice; fill in the history of childbirth, write out a prescription; advise women not to have abortions; use educational, scientific literature, the Internet for professional activities.

Possess:

correct maintenance of medical records; methods of general clinical obstetric examination; interpretation of the obtained results of laboratory, instrumental diagnostic methods; algorithm of detailed obstetric clinical diagnosis; algorithm for making a preliminary diagnosis with subsequent referral of the patient to the appropriate specialist doctor; the main diagnostic and therapeutic measures for the provision of obstetric care in urgent and life-threatening conditions; methods of counseling against abortion; skills of presenting an independent point of view, analysis and logical thinking, public speech, moral and ethical argumentation, discussion and round tables; basic information of transformation technologies: text, spreadsheet editors, Internet search.

2. Position of the academic discipline in the structure of the General Educational Program of Higher Education (GEP HE) of the organization.

2.1. The discipline Gynecology refers to the core part of Block 1 of the main professional educational programs of higher education.

The discipline is taught in 9-10 semesters/_V_ year of study.

2.2. The following knowledge, skills and abilities formed by previous academic disciplines are required for mastering the discipline:

latin language

anatomy

biology

microbiology, virology

histology, embryology, cytology

general surgery
normal physiology
topographic anatomy, operative surgery
pathological anatomy, clinical pathological anatomy
propaedeutics of internal diseases
pathological anatomy, clinical pathological anatomy
pharmacology
public health and healthcare, health economics
pathophysiology, clinical pathophysiology
obstetrics
faculty therapy, occupational diseases
faculty surgery
urology
physician assistant

2.3. Mastering the discipline is required for forming the following knowledge, skills and abilities for subsequent academic disciplines:

physician assistant at an outpatient clinic
clinical pharmacology
basics of emergency care

3. Deliverables of mastering the academic discipline and metrics of competence acquisition

Mastering the discipline aims at acquiring the following universal (UC) or/and general professional (GPC) or/and professional (PC) competencies

№	Comp etence code	The content of the competenc e (or its part)	Code and name of the competence acquisition metric	As a result of mastering the discipline, the students should:		
				to know	to be able to	to possess
1.	UC 4	UC 4. The ability to act in non-standard situations, the willingness to bear social and ethical responsibility for decisions made	UC 4. Action in non-standard situations	Fundamentals of the legislation of the Russian Federation on the protection of the health of the female population, the main regulatory and technical documents; the basics of organizing medical (outpatient and inpatient) care, the principles of clinical examination; maintenance of standard accounting and reporting medical documentation; risk factors for the development of obstetric complications; methods of sanitary and educational work; etiology, pathogenesis and preventive measures of the most common obstetric complications, their modern classification; clinical	collect anamnesis, conduct a survey, obstetric examination; assess the condition of the pregnant woman to make a decision on the need to provide obstetric and gynecological care; conduct a survey of the reproductive system; outline the scope of additional research; choose an individual type of obstetric and gynecological care; formulate a diagnosis; develop tactics for managing pregnancy and childbirth; treatment taking into account etiologic and pathogenetic agents; conduct a physiological	correct maintenance of medical records; Methods of general clinical obstetric examination; Interpretation of the lab results, instrumental diagnostic methods; An algorithm for a detailed obstetric clinical diagnosis; An algorithm for making a preliminary diagnosis with the subsequent referral of the patient to the appropriate specialist doctor; The main diagnostic and therapeutic measures for the provision of obstetric care in urgent and life-threatening conditions, Abortion

				findings, features of complications course in pregnancy; their diagnostic methods, modern methods of clinical, laboratory, instrumental examination in a pregnant woman (including endoscopic, radiological methods, ultrasound diagnostics); criteria for the diagnosis of obstetric complications; features of the organization and scope of the antenatal clinic doctor, modern diagnostic capabilities of antenatal clinics, methods for conducting urgent measures, indications for elective hospitalization of pregnant women; organization of obstetric and gynecological care for the population, diagnosis of pregnancy, methods of conducting pregnancy and childbirth; basics of abortion counseling Theoretical foundations for the collection, storage, retrieval and processing of information in medical systems, the use of information computer systems in medicine and healthcare;	pregnancy; assist in childbirth; provide first aid in emergency conditions in obstetric practice; fill in the history of childbirth, write out a prescription; Advise women not to have abortions Use educational, scientific literature, the Internet for professional activities	counseling methods; Skills of presenting an independent point of view, analysis and logical thinking, public speech, moral and ethical argumentation, discussion and round tables Basic information transformation technologies: text, spreadsheet editors, Internet search
2.	UC 7	UC 7. Readiness to use first aid techniques, methods of protection in urgent situations	UC 7. Knowledge about the first aid techniques, methods of protection in urgent situations	Fundamentals of the legislation of the Russian Federation on the protection of the female population health, the main regulatory and technical documents; the basics of organizing of medical (outpatient and inpatient) care, the principles of clinical examination; maintenance of standard accounting and reporting medical documentation; risk factors in development of obstetric complications; methods	collect anamnesis, conduct a survey, gynecological examination; conduct a survey of the reproductive system; to outline the scope of additional studies in accordance with the prognosis of gynecological disease, to clarify the diagnosis and obtain a reliable result; formulate a diagnosis; to develop a treatment plan; to formulate indications for the chosen method	proper maintenance of medical records; Methods of gynecological examination; Interpretation of the results of laboratory, instrumental diagnostic methods; The algorithm of a detailed clinical diagnosis; The algorithm of making a preliminary diagnosis with the subsequent referral of the patient to the appropriate specialist

				<p>of sanitary and educational work; etiology, pathogenesis and preventive measures of the most common obstetric complications, their modern classification; clinical findings, features of complications course in pregnancy; their diagnostic methods, modern methods of clinical, laboratory, instrumental examination of a pregnant woman (including endoscopic, radiological methods, ultrasound diagnostics); criteria for the diagnosis of obstetric complications; features of the organization and scope of the antenatal clinic doctor, modern diagnostic capabilities of antenatal clinics, methods for conducting urgent measures, indications for elective hospitalization of pregnant women; organization of obstetric and gynecological care in population, diagnosis of pregnancy, methods of conducting pregnancy and childbirth; basics of abortion counseling</p>	<p>of treatment, taking into account etiologic and pathogenetic agents, to justify pharmacotherapy in a specific gynecological patient; to use methods of primary and secondary prevention in medical activity (based on evidence-based medicine); provide first aid for emergency gynecological conditions; fill out a medical history, write out a prescription; advise women to refuse abortions</p>	<p>doctor; The main diagnostic and therapeutic measures for the provision of gynecological care in urgent and life-threatening conditions; Principles of medical deontology and medical ethics; Skills of informing patients of different ages in accordance with the requirements of the rules of "informed consent", Methods of counseling refusal of abortions</p>
3.	GPC 4	<p>GPC 4. The ability and readiness to implement ethical and deontological principles in professional activities</p>	<p>GPC 4. Knowledge about ethical and deontological principles in professional activities</p>	<p>Fundamentals of the legislation of the Russian Federation on the protection of the health of the female population, the main regulatory and technical documents; the basics of organizing medical (outpatient and inpatient) care, the principles of clinical examination; maintenance of standard accounting and reporting medical documentation; risk factors for the development of obstetric complications; methods of sanitary and</p>	<p>proper maintenance of medical records; collect anamnesis, conduct a survey, gynecological examination; conduct a survey of the reproductive system; to outline the scope of additional studies in accordance with the prognosis of gynecological disease, to clarify the diagnosis and obtain a reliable result; formulate a diagnosis; to develop a treatment plan; to formulate indications</p>	<p>proper maintenance of medical records; collect anamnesis, conduct a survey, correct maintenance of medical records; Methods of gynecological examination; Interpretation of the results of laboratory, instrumental diagnostic methods; The algorithm of a detailed clinical diagnosis; The algorithm of making a preliminary diagnosis with the</p>

				<p>educational work; features of the organization and scope of the antenatal clinic doctor, modern diagnostic capabilities of antenatal clinics, methods for conducting urgent measures, indications for elective hospitalization of pregnant women; organization of obstetric and gynecological care for the population, diagnosis of pregnancy, methods of conducting pregnancy and childbirth; basics of abortion counseling</p>	<p>for the chosen method of treatment, taking into account etiologic and pathogenetic agents, to justify pharmacotherapy in a specific gynecological patient; to use methods of primary and secondary prevention in medical activity (based on evidence-based medicine); provide first aid for emergency gynecological conditions; fill out a medical history, write out a prescription; advise women to refuse abortions</p>	<p>subsequent referral of the patient to the appropriate specialist doctor; The main diagnostic and therapeutic measures for the provision of gynecological care in urgent and life-threatening conditions; Principles of medical deontology and medical ethics; Skills of informing patients of different ages in accordance with the requirements of the rules of "informed consent", Methods of counseling refusal of abortions; Skills of presenting an independent point of view, analysis and logical thinking,</p>
5.	GPC 5	<p>GPC 5. Ability and readiness to analyze the results of one's own activities to prevent professional error</p>	<p>GPC 5. Knowledge about analyze the results of one's own activities to prevent professional errors</p>	<p>Fundamentals of the legislation of the Russian Federation on the protection of the health of the female population, the main regulatory and technical documents; the basics of organizing medical (outpatient and inpatient) care, the principles of clinical examination; maintenance of standard accounting and reporting medical documentation; risk factors in development of obstetric complications; methods of sanitary and educational work; etiology, pathogenesis and preventive measures of the most common obstetric complications, their modern classification; clinical findings, features of complications course in pregnancy; their diagnostic methods, modern methods of clinical, laboratory,</p>	<p>collect anamnesis, conduct a survey, obstetric examination; assess the condition of the pregnant woman to make a decision on the need to provide obstetric and gynecological care; conduct a survey of the reproductive system; outline the scope of additional research; choose an individual type of obstetric and gynecological care; formulate a diagnosis; develop tactics for managing pregnancy and childbirth; treatment taking into account etiologic and pathogenetic agents; conduct a physiological pregnancy; assist in childbirth; provide first aid in urgent conditions in obstetric practice; fill in the history of childbirth,</p>	<p>proper maintenance of medical records; collect anamnesis, conduct a survey, correct maintenance of medical records; Methods of gynecological examination; Proper maintenance of medical records; Methods of gynecological examination; Interpretation of the results of laboratory, instrumental diagnostic methods; The algorithm of a detailed clinical diagnosis; The algorithm of making a preliminary diagnosis with the subsequent referral of the patient to the appropriate specialist doctor; The main diagnostic and therapeutic measures for the provision of gynecological care in</p>

				instrumental examination of a pregnant woman (including endoscopic, radiological methods, ultrasound diagnostics); criteria for the diagnosis of obstetric complications; features of the organization and scope of the antenatal clinic doctor, modern diagnostic capabilities of antenatal clinics, methods for conducting urgent measures, indications for planned hospitalization of pregnant women; organization of obstetric and gynecological care for the population, diagnosis of pregnancy, methods of conducting pregnancy and childbirth; basics of abortion counseling Theoretical foundations for the collection, storage, retrieval and processing of information in medical systems, the use of information computer systems in medicine and healthcare	write out a prescription; Advise women not to have abortions Use educational, scientific literature, the Internet for professional activities	urgent and life-threatening conditions; Principles of medical deontology and medical ethics; Skills of informing patients of different ages in accordance with the requirements of the rules of "informed consent", Methods of counseling refusal of abortions
6.	GPC 6	GPC 6. Readiness to medical records maintain	GPC 6. Knowledge about medical records maintain	Fundamentals of the legislation of the Russian Federation on the protection of the health of the female population, the main regulatory and technical documents; the basics of organizing medical (outpatient and inpatient) care, the principles of clinical examination; maintenance of standard accounting and reporting medical documentation; features of the organization and scope of the antenatal clinic doctor, modern diagnostic capabilities of antenatal clinics, methods for conducting urgent measures, indications for elective	conduct a physiological pregnancy; assist in childbirth; fill in the history of childbirth, write out a prescription; Advise women not to have abortions Use educational, scientific literature, the Internet for professional activities	correct maintenance of medical records; An algorithm for a detailed obstetric clinical diagnosis; An algorithm for making a preliminary diagnosis with the subsequent referral of the patient to the appropriate specialist doctor; Abortion counseling methods; Basic information transformation technologies: text, spreadsheet editors, Internet search

				hospitalization of pregnant women; organization of obstetric and gynecological care for the population, diagnosis of pregnancy, methods of conducting pregnancy and childbirth; basics of abortion counseling Theoretical foundations for the collection, storage, retrieval and processing of information in medical systems, the use of information computer systems in medicine and healthcare		
7.	GPC 8	GPC 8. Readiness for the medical use of drugs and other substances and their combinations in solving professional problems	GPC 8. Knowledge of the medical drug use and other substances and their combinations	maintenance of standard accounting and reporting medical documentation; factors shaping human reproductive health; methods of sanitary and educational work; etiology, pathogenesis and preventive measures of the most common gynecological diseases; their modern classification; clinical picture, features of the course; methods of diagnostics of reproductive health, modern methods of clinical, laboratory, instrumental examination of a gynecological patient (including endoscopic, X-ray methods, ultrasound diagnostics); criteria for the diagnosis of gynecological diseases; features of the organization and scope of the doctor of the women's consultation; organization of obstetric and gynecological care to the population, diagnosis of gynecological diseases the main clinical manifestations of sexually transmitted infections; basics of abortion refusal	reporting medical documentation; factors shaping human reproductive health; methods of sanitary and educational work; collect anamnesis, conduct a survey, gynecological examination; conduct a survey of the reproductive system; to outline the scope of additional studies in accordance with the prognosis of gynecological disease, to clarify the diagnosis and obtain a reliable result; formulate a diagnosis; to develop a treatment plan; to formulate indications for the chosen method of treatment, taking into account etiotropic and pathogenetic agents, to justify pharmacotherapy in a specific gynecological patient; to use methods of primary and secondary prevention in medical activity (based on evidence-based medicine); provide first aid for emergency gynecological conditions; fill out a	proper maintenance of medical records; Methods of gynecological examination; Interpretation of the results of laboratory, instrumental diagnostic methods; The algorithm of a detailed clinical diagnosis; The algorithm of making a preliminary diagnosis with the subsequent referral of the patient to the appropriate specialist doctor; The main diagnostic and therapeutic measures for the provision of gynecological care in urgent and life-threatening conditions; Principles of medical deontology and medical ethics; Skills of informing patients of different ages in accordance with the requirements of the rules of "informed consent", Methods of counseling refusal of abortions

				counseling	medical history, write out a prescription; advise women to refuse abortions	
8.	GPC 9	GPC 9. The ability to assess morphofunctional, physiological conditions and pathological processes in the human body to solve professional problems	GPC 9. Knowledge the morphofunctional, physiological conditions and pathological processes in the human body	Fundamentals of the legislation of the Russian Federation on the protection of the health of the female population, the main regulatory and technical documents; moral and ethical norms, rules and principles of professional behavior, the rights of the patient and the doctor, the ethical foundations of modern medical legislation maintenance of standard accounting and reporting medical documentation; factors that shape human reproductive health; methods of sanitary and educational work; etiology, pathogenesis and preventive measures of the most common gynecological diseases; their modern classification; clinical picture, course features; reproductive health diagnostic methods, modern methods of clinical, laboratory, instrumental examination of a gynecological patient (including endoscopic, radiological methods, ultrasound diagnostics); criteria for the diagnosis of gynecological diseases; features of the organization and scope of the antenatal clinic doctor; organization of obstetric and gynecological care for the population, diagnosis of gynecological diseases the main clinical manifestations of sexually transmitted infections; basics of abortion counseling	collect anamnesis, conduct a survey, gynecological examination; conduct a survey of the reproductive system; outline the scope of additional studies in accordance with the prognosis of a gynecological disease, to clarify the diagnosis and obtain a reliable result; formulate a diagnosis; develop a treatment plan; to formulate indications for the chosen method of treatment, taking into account etiotropic and pathogenetic agents, to substantiate pharmacotherapy in a specific gynecological patient; use methods of primary and secondary prevention in medical activities (based on evidence-based medicine); provide first aid for emergency gynecological conditions; fill out a medical history, write a prescription; advise women not to have abortions	proper maintenance of medical records; Methods of gynecological examination; Interpretation of the results of laboratory, instrumental diagnostic methods; An algorithm for a detailed clinical diagnosis; An algorithm for making a preliminary diagnosis with the subsequent referral of the patient to the appropriate specialist doctor; The main diagnostic and therapeutic measures for the provision of gynecological care in emergency and life-threatening conditions; Principles of medical deontology and medical ethics; Skills for informing patients of different ages in accordance with the requirements of the rules of "informed consent", Abortion counseling methods

9.	PC 1	PC 1. the ability and readiness to implement a set of measures aimed at maintaining and promoting health and including the formation of a healthy lifestyle, prevention of the occurrence and (or) spread of diseases, their early diagnosis, identification of the causes and conditions for their occurrence and development, as well as aimed at eliminating harmful effects on human health of environmental factors	PC 1. Knowledge about healthy lifestyle, prevention of the occurrence and (or) spread of diseases, their early diagnosis, identification of the causes and conditions for their occurrence and development	Fundamentals of the legislation of the Russian Federation on the protection of the health of the female population, the main regulatory and technical documents; moral and ethical norms, rules and principles of professional behavior, the rights of the patient and the doctor, the ethical foundations of modern medical legislation maintenance of standard accounting and reporting medical documentation; factors that shape human reproductive health; methods of sanitary and educational work; etiology, pathogenesis and preventive measures of the most common gynecological diseases; their modern classification; clinical picture, course features; reproductive health diagnostic methods, modern methods of clinical, laboratory, instrumental examination of a gynecological patient (including endoscopic, radiological methods, ultrasound diagnostics); criteria for the diagnosis of gynecological diseases; features of the organization and scope of the antenatal clinic doctor; organization of obstetric and gynecological care for the population, diagnosis of gynecological diseases the main clinical manifestations of sexually transmitted infections; basics of abortion counseling	collect anamnesis, conduct a survey, gynecological examination; conduct a survey of the reproductive system; outline the scope of additional studies in accordance with the prognosis of a gynecological disease, to clarify the diagnosis and obtain a reliable result; formulate a diagnosis; develop a treatment plan; to formulate indications for the chosen method of treatment, taking into account etiologic and pathogenetic agents, to substantiate pharmacotherapy in a specific gynecological patient; use methods of primary and secondary prevention medical activities (based on evidence-based medicine); provide first aid for emergency gynecological conditions; fill out a medical history, write a prescription; advise women not to have abortions	proper maintenance of medical records; Methods of gynecological examination; Interpretation of the results of laboratory, instrumental diagnostic methods; An algorithm for a detailed clinical diagnosis; An algorithm for making a preliminary diagnosis with the subsequent referral of the patient to the appropriate specialist doctor; The main diagnostic and therapeutic measures for the provision of gynecological care in emergency and life-threatening conditions; Principles of medical deontology and medical ethics; Skills for informing patients of different ages in accordance with the requirements of the rules of "informed consent", Abortion counseling methods
10.	PC 5	PC 5. Willingness to collect and	PC 5. Knowledge about presence or	Fundamentals of the legislation of the Russian Federation on the protection of the health	collect anamnesis, conduct a survey, gynecological examination; conduct	proper maintenance of medical records; Methods of gynecological

		analyze patient complaints, anamnesis data, examination results, laboratory, instrumental, pathological and other studies in order to recognize a condition or establish the presence or absence of a disease	absence of a disease	of the female population, the main regulatory and technical documents; moral and ethical norms, rules and principles of professional behavior, the rights of the patient and the doctor, the ethical foundations of modern medical legislation maintenance of standard accounting and reporting medical documentation; factors that shape human reproductive health; methods of sanitary and educational work; etiology, pathogenesis and preventive measures of the most common gynecological diseases; their modern classification; clinical picture, course features; reproductive health diagnostic methods, modern methods of clinical, laboratory, instrumental examination of a gynecological patient (including endoscopic, radiological methods, ultrasound diagnostics); criteria for the diagnosis of gynecological diseases; features of the organization and scope of the antenatal clinic doctor; organization of obstetric and gynecological care for the population, diagnosis of gynecological diseases the main clinical manifestations of sexually transmitted infections; basics of abortion counseling	a survey of the reproductive system; outline the scope of additional studies in accordance with the prognosis of a gynecological disease, to clarify the diagnosis and obtain a reliable result; formulate a diagnosis; develop a treatment plan; to formulate indications for the chosen method of treatment, taking into account etiologic and pathogenetic agents, to substantiate pharmacotherapy in a specific gynecological patient; use methods of primary and secondary prevention in medical activities (based on evidence-based medicine); provide first aid for emergency gynecological conditions; fill out a medical history, write a prescription, advise women not to have abortions	examination; Interpretation of the results of laboratory, instrumental diagnostic methods; An algorithm for a detailed clinical diagnosis; An algorithm for making a preliminary diagnosis with the subsequent referral of the patient to the appropriate specialist doctor; The main diagnostic and therapeutic measures for the provision of gynecological care in emergency and life-threatening conditions; Principles of medical deontology and medical ethics; Abortion counseling methods
11.	PC 6	PC 6. The ability to determine in patients the main pathological conditions	PC 6. Ability to work in accordance with the International Statistical Classification of Diseases	Fundamentals of the legislation of the Russian Federation on the protection of the health of the female population, the main regulatory and technical documents; moral and ethical norms,	collect anamnesis, conduct a survey, gynecological examination; conduct a survey of the reproductive system; outline the scope of additional studies in	proper maintenance of medical records; Methods of gynecological examination; Interpretation of the results of laboratory, instrumental

		, symptoms, syndromes of diseases, nosological forms in accordance with the International Statistical Classification of Diseases and Related Health Problems - X revision	and Related Health Problems - X revision	rules and principles of professional behavior, the rights of the patient and the doctor, the ethical foundations of modern medical legislation maintenance of standard accounting and reporting medical documentation; factors that shape human reproductive health; methods of sanitary and educational work; etiology, pathogenesis and preventive measures of the most common gynecological diseases; their modern classification; clinical picture, course features; reproductive health diagnostic methods, modern methods of clinical, laboratory, instrumental examination of a gynecological patient (including endoscopic, radiological methods, ultrasound diagnostics); criteria for the diagnosis of gynecological diseases; features of the organization and scope of the antenatal clinic doctor; organization of obstetric and gynecological care for the population, diagnosis of gynecological diseases the main clinical manifestations of sexually transmitted infections; basics of abortion counseling	accordance with the prognosis of a gynecological disease, to clarify the diagnosis and obtain a reliable result; formulate a diagnosis; develop a treatment plan; to formulate indications for the chosen method of treatment, taking into account etiologic and pathogenetic agents, to substantiate pharmacotherapy in a specific gynecological patient; use methods of primary and secondary prevention in medical activities (based on evidence-based medicine); provide first aid for emergency gynecological conditions; fill out a medical history, write a prescription; advise women not to have abortions	diagnostic methods; An algorithm for a detailed clinical diagnosis; An algorithm for making a preliminary diagnosis with the subsequent referral of the patient to the appropriate specialist doctor; The main diagnostic and therapeutic measures for the provision of gynecological care in emergency and life-threatening conditions; Principles of medical deontology and medical ethics; Skills for informing patients of different ages in accordance with the requirements of the rules of "informed consent", Abortion counseling methods
12.	PC 8	PC 8. The ability to determine the tactics of managing patients with various nosological forms	PC 8. Ability to determine the tactics of managing patients with various nosological forms	Fundamentals of the legislation of the Russian Federation on the protection of the health of the female population, the main regulatory and technical documents; moral and ethical norms, rules and principles of professional behavior, the rights of the patient and the doctor, the	collect anamnesis, conduct a survey, gynecological examination; conduct a survey of the reproductive system; outline the scope of additional studies in accordance with the prognosis of a gynecological disease, to clarify the diagnosis	proper maintenance of medical records; Methods of gynecological examination; Interpretation of the results of laboratory, instrumental diagnostic methods; An algorithm for a detailed clinical diagnosis; An

				<p>ethical foundations of modern medical legislation maintenance of standard accounting and reporting medical documentation; factors that shape human reproductive health; methods of sanitary and educational work; etiology, pathogenesis and preventive measures of the most common gynecological diseases; their modern classification; clinical picture, course features; reproductive health diagnostic methods, modern methods of clinical, laboratory, instrumental examination of a gynecological patient (including endoscopic, radiological methods, ultrasound diagnostics); criteria for the diagnosis of gynecological diseases; features of the organization and scope of the antenatal clinic doctor; organization of obstetric and gynecological care for the population, diagnosis of gynecological diseases the main clinical manifestations of sexually transmitted infections; basics of abortion counseling</p>	<p>and obtain a reliable result; formulate a diagnosis; develop a treatment plan; to formulate indications for the chosen method of treatment, taking into account etiotropic and pathogenetic agents, to substantiate pharmacotherapy in a specific gynecological patient; use methods of primary and secondary prevention in medical activities (based on evidence-based medicine); provide first aid for emergency gynecological conditions; fill out a medical history, write a prescription; advise women not to have abortions</p>	<p>algorithm for making a preliminary diagnosis with the subsequent referral of the patient to the appropriate specialist doctor; The main diagnostic and therapeutic measures for the provision of gynecological care in emergency and life-threatening conditions; Principles of medical deontology and medical ethics; Skills for informing patients of different ages in accordance with the requirements of the rules of "informed consent", Abortion counseling methods</p>
13.	PC 9	PC 9. Willingness to manage and treat patients with various nosological forms on an outpatient basis and in day hospital conditions	PC 9. Knowledge about management and treatment of patients with various nosological forms	<p>Fundamentals of the legislation of the Russian Federation on the protection of the health of the female population, the main regulatory and technical documents; moral and ethical norms, rules and principles of professional behavior, the rights of the patient and the doctor, the ethical foundations of modern medical legislation maintenance of standard</p>	<p>collect anamnesis, conduct a survey, gynecological examination; conduct a survey of the reproductive system; outline the scope of additional studies in accordance with the prognosis of a gynecological disease, to clarify the diagnosis and obtain a reliable result; formulate a diagnosis; develop a treatment plan; to</p>	<p>proper maintenance of medical records; Methods of gynecological examination; Interpretation of the results of laboratory, instrumental diagnostic methods; An algorithm for a detailed clinical diagnosis; An algorithm for making a preliminary diagnosis with the subsequent referral</p>

				<p>accounting and reporting medical documentation; factors that shape human reproductive health; methods of sanitary and educational work; etiology, pathogenesis and preventive measures of the most common gynecological diseases; their modern classification; clinical picture, course features; reproductive health diagnostic methods, modern methods of clinical, laboratory, instrumental examination of a gynecological patient (including endoscopic, radiological methods, ultrasound diagnostics); criteria for the diagnosis of gynecological diseases; features of the organization and scope of the antenatal clinic doctor; organization of obstetric and gynecological care for the population, diagnosis of gynecological diseases the main clinical manifestations of sexually transmitted infections; basics of abortion counseling:</p>	<p>formulate indications for the chosen method of treatment, taking into account etiotropic and pathogenetic agents, to substantiate pharmacotherapy in a specific gynecological patient; use methods of primary and secondary prevention in medical activities (based on evidence-based medicine); provide first aid for emergency gynecological conditions; fill out a medical history, write a prescription; advise women not to have abortions</p>	<p>of the patient to the appropriate specialist doctor; The main diagnostic and therapeutic measures for the provision of gynecological care in emergency and life-threatening conditions; Principles of medical deontology and medical ethics; Skills for informing patients of different ages in accordance with the requirements of the rules of "informed consent", Abortion counseling methods</p>
14.	PC 10	<p>PC 10. Readiness to provide medical care in case of sudden acute diseases, conditions, exacerbation of chronic diseases that are not accompanied by a threat to</p>	<p>PC 10. Knowledge about management of the acute gynecological pathology, exacerbation of chronic diseases</p>	<p>Fundamentals of the legislation of the Russian Federation on the protection of the health of the female population, the main regulatory and technical documents; moral and ethical norms, rules and principles of professional behavior, the rights of the patient and the doctor, the ethical foundations of modern medical legislation maintenance of standard accounting and reporting medical documentation; factors that shape human reproductive health;</p>	<p>collect anamnesis, conduct a survey, gynecological examination; conduct a survey of the reproductive system; outline the scope of additional studies in accordance with the prognosis of a gynecological disease, to clarify the diagnosis and obtain a reliable result; formulate a diagnosis; develop a treatment plan; to formulate indications for the chosen method of treatment, taking into account etiotropic</p>	<p>proper maintenance of medical records; Methods of gynecological examination; Interpretation of the results of laboratory, instrumental diagnostic methods; An algorithm for a detailed clinical diagnosis; An algorithm for making a preliminary diagnosis with the subsequent referral of the patient to the appropriate specialist doctor; The main diagnostic and</p>

		the patient's life and do not require emergency medical car		methods of sanitary and educational work; etiology, pathogenesis and preventive measures of the most common gynecological diseases; their modern classification; clinical picture, course features; reproductive health diagnostic methods, modern methods of clinical, laboratory, instrumental examination of a gynecological patient (including endoscopic, radiological methods, ultrasound diagnostics); criteria for the diagnosis of gynecological diseases; features of the organization and scope of the antenatal clinic doctor; organization of obstetric and gynecological care for the population, diagnosis of gynecological diseases the main clinical manifestations of sexually transmitted infections; basics of abortion counseling	and pathogenetic agents, to substantiate pharmacotherapy in a specific gynecological patient; use methods of primary and secondary prevention in medical activities (based on evidence-based medicine); provide first aid for emergency gynecological conditions; fill out a medical history, write a prescription; advise women not to have abortions	therapeutic measures for the provision of gynecological care in emergency and life-threatening conditions; Principles of medical deontology and medical ethics; Skills for informing patients of different ages in accordance with the requirements of the rules of "informed consent", Abortion counseling methods
15.	PC 17	PC 17. The ability to apply the basic principles of organization and management in the field of organization and management in the field of protecting the health of citizens, in medical organizations and their structural	PC 17. Ability to apply the basic principles of organization and management in the organization and management of protecting the health of citizens	Fundamentals of the legislation of the Russian Federation on the protection of the health of the female population, the main regulatory and technical documents; moral and ethical norms, rules and principles of professional behavior, the rights of the patient and the doctor, the ethical foundations of modern medical legislation maintenance of standard accounting and reporting medical documentation; organization of obstetric and gynecological care for the population, diagnosis of gynecological diseases the main clinical	collect anamnesis, conduct a survey, gynecological examination; conduct a survey of the reproductive system; outline the scope of additional studies in accordance with the prognosis of a gynecological disease, to clarify the diagnosis and obtain a reliable result; formulate a diagnosis; develop a treatment plan; to formulate indications for the chosen method of treatment, taking into account etiologic and pathogenetic agents, to substantiate pharmacotherapy in a specific gynecological	proper maintenance of medical records; Methods of gynecological examination; Interpretation of the results of laboratory, instrumental diagnostic methods; An algorithm for a detailed clinical diagnosis; An algorithm for making a preliminary diagnosis with the subsequent referral of the patient to the appropriate specialist doctor; The main diagnostic and therapeutic measures for the provision of gynecological care in emergency and life-

		divisions		manifestations of sexually transmitted infections; basics of abortion counseling	patient; fill out a medical history, write a prescription; advise women not to have abortions	threatening conditions; Principles of medical deontology and medical ethics; Skills for informing patients of different ages in accordance with the requirements of the rules of "informed consent", Abortion counseling methods
16.	PC 20	PC 20. Willingness to analyze and publicly present medical information based on evidence-based medicine	PC 20. Ability for the analysis and public presentation of medical information	Fundamentals of the legislation of the Russian Federation on the protection of the reproductive health of the female population, the main regulatory and technical documents;• organization of obstetric and gynecological care for the population, diagnostics of gynecological diseases • Theoretical foundations for the collection, storage, retrieval and processing of information in medical systems, the use of information computer systems in medicine and healthcare	use methods of primary and secondary prevention in medical activities (based on evidence-based medicine); Use educational, scientific literature, the Internet for professional activities	skills of presenting an independent point of view, analysis and logical thinking, public speech, moral and ethical argumentation, discussion and round tables• Basic information transformation technologies: text, spreadsheet editors, Internet search
17.	PC 21	PC 21. Ability to participate in scientific research	PC 21. Ability to participate in scientific research	Fundamentals of the legislation of the Russian Federation on the protection of the health of the female population, the main regulatory and technical documents; Theoretical foundations for the collection, storage, retrieval and processing of information in medical systems, the use of information computer systems in medicine and healthcare	use educational, scientific literature, the Internet for professional activities	skills of presenting an independent point of view, analysis and logical thinking, public speech, moral and ethical argumentation, discussion and round tables Basic information transformation technologies: text, spreadsheet editors, Internet search
18.	PC 22	PC 22. Willingness to participate in the introduction of new methods	PC 22. Ability to participate in the implementation of new methods and techniques	Fundamentals of the legislation of the Russian Federation on the protection of the health of the female population, the main regulatory and technical documents; moral and ethical norms,	collect anamnesis, conduct a survey, gynecological examination; conduct a survey of the reproductive system; outline the scope of additional studies in	proper maintenance of medical records; Methods of gynecological examination; Interpretation of the results of laboratory, instrumental

	and techniques aimed at protecting the health of citizens	rules and principles of professional behavior, the rights of the patient and the doctor, the ethical foundations of modern medical legislation maintenance of standard accounting and reporting medical documentation; factors that shape human reproductive health; methods of sanitary and educational work; etiology, pathogenesis and preventive measures of the most common gynecological diseases; their modern classification; clinical picture, course features; reproductive health diagnostic methods, modern methods of clinical, laboratory, instrumental examination of a gynecological patient (including endoscopic, radiological methods, ultrasound diagnostics); criteria for the diagnosis of gynecological diseases; features of the organization and scope of the antenatal clinic doctor; organization of obstetric and gynecological care for the population, diagnosis of gynecological diseases the main clinical manifestations of sexually transmitted infections; basics of abortion counseling	accordance with the prognosis of a gynecological disease, to clarify the diagnosis and obtain a reliable result; formulate a diagnosis; develop a treatment plan; to formulate indications for the chosen method of treatment, taking into account etiotropic and pathogenetic agents, to substantiate pharmacotherapy in a specific gynecological patient; use methods of primary and secondary prevention in medical activities (based on evidence-based medicine); provide first aid for emergency gynecological conditions; fill out a medical history, write a prescription; advise women not to have abortions	diagnostic methods; An algorithm for a detailed clinical diagnosis; An algorithm for making a preliminary diagnosis with the subsequent referral of the patient to the appropriate specialist doctor; The main diagnostic and therapeutic measures for the provision of gynecological care in emergency and life-threatening conditions; Principles of medical deontology and medical ethics; Skills for informing patients of different ages in accordance with the requirements of the rules of "informed consent", Abortion counseling methods
--	---	---	--	---

4. Sections of the academic discipline and competencies that are formed when mastering them

N ^o	Competency code	Section name of the discipline	The content of the section in teaching units
1.	UC 4, UC 7, GPC 4, GPC 5, GPC 6, GPC 8, GPC 9, PC 1, PC 5, PC 6, PC 8, PC 9, PC 10,	Organization of obstetric and gynecological care for the female population. Anatomical and physiological features of the reproductive system. Research methods in	Gynecological hospital. Menstrual cycle. The hypothalamic-pituitary system. Target organ. Feedback. Bimanual, rectal examination. Symptom "pupil", basal body temperature. Functional diagnostic tests. Colposcopy. Oncocytology. Biopsy (aimed, cone-shaped). Separate diagnostic curettage. aspiration biopsy. Hysteroscopy. Hysterosalpingography. Laparoscopy. Optical coherence tomography. MRI. Ozone

	PC 17, PC 20, PC 21, PC 22.	gynecology.	therapy. Family planning. Contraception. Reproductive period. Teenage years. Premenopause. Menopause. Postmenopause.
2.	UC 4, UC 7, GPC 4, GPC 5, GPC 6, GPC 8, GPC 9, PC 1, PC 5, PC 6, PC 8, PC 9, PC 10, PC 17, PC 20, PC 21, PC 22.	Endocrine disorders in gynecology. Infertility	Amenorrhea. Hypomenstrual syndrome. DUH. Hyperpolymenorrhea. Opsomenorrhea. Oligomenorrhea. Opsomenorrhea. Dysmenorrhea. Polycystic ovary syndrome. Hyperprolactinemia. Hyperandrogenism. climacteric syndrome. Replacement hormone therapy. Premenstrual syndrome. Post castration syndrome. Posthysterectomy syndrome. Metabolic syndrome. Depleted ovary syndrome. Gonadal dysgenesis. Testicular feminization. Syndrome of resistant ovaries. Syndromes of Chiari-Fromel, Sheehen, Kallman. Infertility. The male factor. Spermogram. Female infertility. Anovulation. Endocrine factor. Tubal-peritoneal factor. Postcoital test. Ovulation induction. Assisted reproductive technologies. In vitro fertilization
3.	UC 4, UC 7, GPC 4, GPC 5, GPC 6, GPC 8, GPC 9, PC 1, PC 5, PC 6, PC 8, PC 9, PC 10, PC 17, PC 20, PC 21, PC 22.	Inflammatory diseases of the pelvic organs	Endometritis. Salpingoophoritis. Pelvioperitonitis. Metrothrombophlebitis. Parametritis. Vulvitis. Cervicitis. Colpitis. Bartholinitis. Predominantly sexually transmitted infection. Trichomoniasis. Gonorrhoea. Chlamydiosis. Mycoplasmosis. Candidiasis. Bacterial vaginosis. Tuberculosis. Herpesvirus, papillomavirus infection.
4.	UC 4, UC 7, GPC 4, GPC 5, GPC 6, GPC 8, GPC 9, PC 1, PC 5, PC 6, PC 8, PC 9, PC 10, PC 17, PC 20, PC 21, PC 22.	Emergency conditions in gynecology.	Acute abdomen. Apoplexy of the ovary. Torsion of the cystoma, the myomatous node. Ectopic pregnancy. Peritonitis. Pelvioperitonitis. Abortion. Septic shock. Pyosalpinx.
5.	UC 4, UC 7, GPC 4, GPC 5, GPC 6, GPC 8, GPC 9, PC 1, PC 5, PC 6, PC 8, PC 9, PC 10, PC 17, PC 20, PC 21, PC 22.	Oncogynecology. Hyperplastic diseases of the genital organs. Incorrect positions of the genitals. Violations of the development of the genital organs.	Ectopia of the cervix. Ectropion. Polyp. Leukoplakia. HPV infection. Myoma of the uterus. Serous and pseudomucinous cystoma. Fibroma of the ovary. Retention cyst. Teratoma. Endometriosis. Hormone-producing ovarian tumor. hyperplasia of the endometrium. Choriocarcinoma. Trophoblastic disease. CIN. Precancer Cancer. Malformations of the uterus. Prolapse of the genitals.

5. Volume of the academic discipline and types of academic work

Type of educational work	Labor intensity		Labor intensity in semesters (AH)	
	volume in credit (CU)	in units	volume in academic hours (AH)	
			9 semester	10 semester
Classroom work, including:	3,6		130	
Lectures (L)			30	16
Laboratory practicum (LP)*				
Practicals (P)			100	50
Seminars (S)				
Student's individual work (SIW)	2,4		86	42

Mid-term assessment				
exam	1	36		36
TOTAL LABOR INTENSITY	7	252	108	144

6. Content of the academic discipline

6.1. Sections of the discipline and types of academic work

№	Name of the section of the academic discipline	Types of academic work* (in AH)					total
		L	LP	P	S	SIW	
1.	Organization of obstetric and gynecological care for the female population. Anatomical and physiological features of the reproductive system. Research methods in gynecology	-		10		15	25
2.	Endocrine disorders in gynecology. Infertility	10		30		23	63
3.	Inflammatory diseases of the pelvic organs	2		6		26	34
4.	Emergency conditions in gynecology	2		10		4	16
5.	Oncogynecology. Hyperplastic diseases of the genital organs. Incorrect positions of the genitals. Violations of the development of the genital organs	16		44		18	78
	TOTAL	30		100		86	216

* - L – lectures; LP – laboratory practicum; P – practicals; S – seminars; SIW – student's individual work.

6.2. Thematic schedule of educational work types:

6.2.1 Thematic schedule of lectures

№	Name of lecture topics	Volume in AH	
		semester 9	semester 10
1.	Amenorrhea. Hypomenstrual syndrome	2	
2.	Abnormal uterine bleeding	2	
3.	Polycystic ovary syndrome	2	
4.	Inflammatory diseases of the pelvic organs	2	
5.	Uterine tumors	2	
6.	Endometriosis	2	
7.	Ovarian cancer	2	
8.	Hyperplastic and precancerous diseases of the endometrium. Endometrial cancer	2	
9.	Infertility		2
10.	Cervical cancer		2
11.	Ovarian tumors		2
12.	Trophoblastic disease		2
13.	Ectopic pregnancy		2
14.	Climacteric syndrome		2
15.	Genital prolapse		2
	TOTAL (total - AH)	16	14

6.2.2. The thematic plan of laboratory practicums (*if this type of classes is stipulated in the curriculum*) - **this type of classes is not stipulated in the curriculum**

6.2.3. Thematic plan of practicals

№	Name of the topics of practicals	Volume in AH	
		semester 9	semester 10
1.	Organization of the work of the gynecological hospital. Methods of examination of gynecological patients	4	
2.	Normal menstrual cycle and its regulation. Menstrual disorders	6	

3.	Acute abdomen in gynecology	6	
4.	Benign and malignant neoplasms of the ovaries	6	
5.	Uterine fibroids	6	
6.	Endometriosis	6	
7.	Inflammatory diseases of the pelvic organs	6	
8.	Hyperplastic processes of the endometrium, precancer of the endometrium	4	
9.	Benign and precancerous diseases of the cervix	6	
10.	Spontaneous miscarriage. Emergency care with complications of community-acquired abortion. Bacterial toxic shock. Post-abortion sepsis. Treatment and prevention		4
11.	Cancer of the cervix and endometrium		4
12.	Neuro-endocrine syndromes		6
13.	Infertility		6
14.	Climacteric syndrome.		6
15.	Trophoblastic disease.		6
16.	Incorrect positions of the genitals. Violations of the development of the genital organs		6
17.	Polycystic ovary syndrome		6
18.	Artificial abortion. Family planning, modern methods of contraception		6
	TOTAL (total - AH)	50	50

6.2.4. Thematic plan of seminars (*if this type of classes is stipulated in the curriculum*)-
this type of classes is not stipulated in the curriculum

6.2.5. Types and topics of student's individual work (SIW)

№	Types and topics of SIW	Volume in AH	
		semester 9	semester 10
1	Working with electronic educational resources, watching and learning video lectures on the portal of the distance learning system: Hormone producing ovarian tumors	4	
2	Working with electronic educational resources, watching and learning video lectures on the portal of the distance learning system: New technologies in gynecology: Chronic endometritis, modern methods of treatment	4	
3	Working with literary and other sources of information to study the material on the topic: Anatomical and physiological features of the reproductive system of women. Anatomical and physiological features of the genital organs of women in different age periods. Patterns of formation and extinction of the reproductive function of women.	6	
4.	Working with literary and other sources of information to study the material on the topic :The role of macro- and microorganism, working and living conditions in the occurrence and course of inflammatory diseases. The role of sexually transmitted diseases in the structure of inflammatory diseases of the genitals in different age periods of a woman's life.	6	
5.	Working with literary and other sources of information to study the material on the topic:Sexually transmitted infections. Trichomoniasis of the female genital organs. Gonorrhoea. Chlamydia, mycoplasma infections. Herpesvirus, papillomavirus infections. Genital candidiasis. Bacterial vaginosis. Restoration of the biocenosis of the vagina.	6	
6.	Working with literary and other sources of information to study the material on the topic: Tuberculosis of the female genital organs. Pathogenesis, classification, clinical picture, diagnosis, prevention, therapy.	4	
7.	Working with literary and other sources of information to study the material on the topic: Prevention of inflammatory diseases of the female genital organs and the role of health education. Individual and population prevention of sexually transmitted diseases. Physiotherapeutic and	6	

	sanatorium methods of treatment of gynecological patients. Indications and contraindications.		
8	Working with electronic educational resources, watching and learning video lectures on the portal of the distance learning system: Uterine fibroids.		4
9	Working with electronic educational resources, watching and learning video lectures on the portal of the distance learning system: Family planning. Modern methods of contraception.		4
10	Working with electronic educational resources, watching and learning video lectures on the portal of the distance learning system: Acute abdomen in gynecology.		4
11	Working with electronic educational resources, watching and learning video lectures on the portal of the distance learning system: Incorrect positions of the genitals.		4
12	Working with literary and other sources of information to study the material on the topic: Gonadal dysgenesis. testicular feminization. Syndrome resistant ovaries. Hypothalamo-pituitary forms of amenorrhea (hypothalamic disorders, pituitary insufficiency, hyperprolactinemia). The role of tumor and non-tumor factors in the development of amenorrhea of central origin (Chiari-Fromel, Sheehen, Kallman syndromes)		6
13	Working with literary and other sources of information to study the material on the topic: Depleted ovary syndrome. Post castration syndrome. Violation of sexual development. Clinical and hormonal aspects, diagnosis, treatment.		5
14	Working with literary and other sources of information to study the material on the topic: Genetic research methods (determination of sex chromatin, karyotype studies, dermatoglyphics). Study of the hormonal profile, Ferriman-Galway scale. Methods of gynecological examination of girls.		6
15	Working with literary and other sources of information to study the material on the topic: Ethics and deontology in obstetric and gynecological practice.		5
16	Writing of case report	6	6
	TOTAL (in AH)	42	44

7. Types of assessment formats for ongoing monitoring and mid-term assessment

№	Se me ster No.	Types of control	Name of section of academic discipline	Competence codes	Assessment formats		
					types	number of test question s	number of test task options
1.	9, 10	Control of the mastering of the topic	Organization of obstetric and gynecological care for the female population. Anatomical and physiological features of the reproductive system. Research methods in gynecology.	UC 4, UC 7, GPC 4, GPC 5, GPC 6, GPC 8, GPC 9, PC 1, PC 5, PC 6, PC 8, PC 9, PC 10, PC 17, PC 20, PC 21, PC 22.	tests	20	Unlimited (computer testing)
					control questions	2	6
					clinic cases	1	10

2.	9, 10	Control of student's individual work	Organization of obstetric and gynecological care for the female population. Anatomical and physiological features of the reproductive system. Research methods in gynecology.	UC 4, UC 7, GPC 4, GPC 5, GPC 6, GPC 8, GPC 9, PC 1, PC 5, PC 6, PC 8, PC 9, PC 10, PC 17, PC 20, PC 21, PC 22.	tests	20	Unlimited (computer testing)
					control questions	2	6
3.	9, 10	Control of the mastering of the topic	Endocrine disorders in gynecology.	UC 4, UC 7, GPC 4, GPC 5, GPC 6, GPC 8, GPC 9, PC 1, PC 5, PC 6, PC 8, PC 9, PC 10, PC 17, PC 20, PC 21, PC 22.	tests	20	Unlimited (computer testing)
					control questions	2	6
					clinic cases	1	10
4.	9, 10	Control of student's individual work	Endocrine disorders in gynecology. Infertility.	UC 4, UC 7, GPC 4, GPC 5, GPC 6, GPC 8, GPC 9, PC 1, PC 5, PC 6, PC 8, PC 9, PC 10, PC 17, PC 20, PC 21, PC 22.	tests	20	Unlimited (computer testing)
					control questions	2	6
5.	9	Control of the mastering of the topic	Inflammatory diseases of the pelvic organs	UC 4, UC 7, GPC 4, GPC 5, GPC 6, GPC 8, GPC 9, PC 1, PC 5, PC 6, PC 8, PC 9, PC 10, PC 17, PC 20, PC 21, PC 22.	tests	20	Unlimited (computer testing)
					control questions	2	6
					clinic cases	1	10
6.	9	Control of student's individual work	Inflammatory diseases of the pelvic organs	UC 4, UC 7, GPC 4, GPC 5, GPC 6, GPC 8, GPC 9, PC 1, PC 5, PC 6, PC 8, PC 9, PC 10, PC 17, PC 20, PC 21, PC 22.	tests	20	Unlimited (computer testing)
					control questions	2	6
7.	10	Control of the mastering of the topic	Emergency conditions in gynecology.	UC 4, UC 7, GPC 4, GPC 5, GPC 6, GPC 8, GPC 9, PC 1, PC 5, PC 6, PC 8, PC 9, PC 10, PC 17, PC 20, PC 21, PC 22.	tests	20	Unlimited (computer testing)
					control questions	2	6
					clinic cases	1	10
8.	10	Control of student's individual work	Emergency conditions in gynecology.	UC 4, UC 7, GPC 4, GPC 5, GPC 6, GPC 8, GPC 9, PC 1, PC 5, PC 6, PC 8, PC 9, PC 10, PC 17, PC 20, PC 21, PC 22.	tests	20	Unlimited (computer testing)
					control questions	2	6

9.	9, 10	Control of the mastering of the topic	Oncogynecology. Hyperplastic diseases of the genital organs. Incorrect positions of the genitals. Violations of the development of the genital organs.	UC 4, UC 7, GPC 4, GPC 5, GPC 6, GPC 8, GPC 9, PC 1, PC 5, PC 6, PC 8, PC 9, PC 10, PC 17, PC 20, PC 21, PC 22.	tests	20	Unlimited (computer testing)
					control questions	2	6
					clinic cases	1	10
10.	9, 10	Control of student's individual work	Oncogynecology. Hyperplastic diseases of the genital organs. Incorrect positions of the genitals. Violations of the development of the genital organs.	UC 4, UC 7, GPC 4, GPC 5, GPC 6, GPC 8, GPC 9, PC 1, PC 5, PC 6, PC 8, PC 9, PC 10, PC 17, PC 20, PC 21, PC 22.	tests	20	Unlimited (computer testing)
					control questions	2	6
11.	10	Mid-term assessment	Exam		tests	50+50	10

8. Educational, methodological and informational support for mastering the academic discipline (printed, electronic publications, the Internet and other network resources)

8.1. Key literature references

№	Name according to bibliographic requirements	Number of copies	
		at the department	in the library
1	Gynecology: a practical guide / G.M. Savelyeva, G.T. Sukhikh, I.B. Manukhin; Savelyeva G.M. ; Sukhikh G.T. ; Manukhin I.B. - Moscow: GEOTAR-Media, 2019. - 704p Electronic resource: Access mode: https://www.rosmedlib.ru/book/ISBN9785970449653.html	1	110
2	Gynecology: textbook / V.E. Radzinsky; Radzinsky V.E. - Moscow: GEOTAR-Media, 2019. - 400 p. - ISBN 978-5-9704-4845-8. - Text : electronic. - URL: https://www.studentlibrary.ru/book/ISBN9785970448458.html	1	1

8.2 Further reading

№	Name according to bibliographic requirements	Number of copies	
		at the department	in the library
1	Gynecology: a practical guide. - Moscow: GEOTAR-Media, 2020. - 1008 p. - ISBN ISBN 978-5-9704-5707-8. - Text : electronic. - URL: https://www.rosmedlib.ru/book/ISBN9785970457078.html	1	1
2	<u>Gynecology. Guide to practical exercises: study guide / V.E. Radzinsky; Radzinsky V.E. - Moscow: GEOTAR-Media, 2020. - 552 p. - ISBN ISBN 978-5-9704-5459-6. - Text : electronic. - URL: https://www.studentlibrary.ru/book/ISBN9785970454596.html</u>	1	1
3	Emergency care in gynecology: a practical guide / S.O. Dubrovin; Dubrovina S.O. - Moscow: GEOTAR-Media, 2020. - 144 p. - ISBN 978-5-9704-5305-6. - Text : electronic. - URL: https://www.rosmedlib.ru/book/ISBN9785970453056.html	1	1
4	Federal Clinical Guidelines of the MZRF 2020 "Obstetrics and Gynecology" Edited by L.V. Adamyan, V.N. Serov, G.T. Sukhikh, O.S. Filippov	20	-

5	Order of the Ministry of Health of the Russian Federation dated October 20, 2020 No. 1130n "On approval of the Procedure for the provision of medical care in the field of obstetrics and gynecology"	20	-
6	Diagnosis and treatment of diseases of the cervix. Modern capabilities, error analysis: textbook / I. A. Kuznetsova, G. O. Grechkanov, O. V. Kachalina, M. S. Zinoviev, A. N. Zinoviev, T. M. Motovilova; ed. L. V. Borovkova. - N. Novgorod: Publishing house of NizhGMA, 2017. - 60 p.	10	6
7	Chronic endometritis in reproductive age. Modern concepts of etiopathogenesis, diagnosis and principles of treatment. New approaches to therapy: textbook / ed. T. S. Kachalina. - N. Novgorod: PIMU Publishing House, 2018. - 88 p.	10	5
8	<u>Family planning (electronic resource): clinical and organizational aspects: study guide / I.A. Kamaev, S.A. Ananiev, L.V. Borovkova, S.V. Pak, E.A. Perevezentsev, A.L. Khlapov, L.Sh. Zagrabyan. - Nizhny Novgorod: Publishing house of NizhGMA, 2017. - 96 p. - Access mode http://nbk.pimunn.net/opac/index.php?url=/notices/index/159586/default#</u>	10	1

8.3. Electronic educational resources for teaching academic subjects

8.3.1. Internal Electronic Library System of the University (IELSU)

Name of the electronic resource	Brief description (content)	Access conditions	Number of users
Internal Electronic Library System of the University (IELS) http://nbk.pimunn.net/MegaPro/Web	Proceedings of the faculty of the university: textbooks, teaching aids, collections of problems, methodological manuals, laboratory work, monographs, collections of scientific papers, scientific articles, dissertations, abstracts of dissertations, patents	From any computer and mobile device with an individual login and password. Access mode: http://nbk.pimunn.net/MegaPro/Web	Not limited

8.3.2. Electronic educational resources acquired by the University

№	Name of electronic resource	Brief description (content)	Access conditions	Number of users
1.	EDB "Student Consultant" (Electronic database) Database "Student Advisor". "Medicine. Healthcare " and "Medicine. Healthcare") http://www.studmedlib.ru	Educational literature, additional materials (audio, video, interactive materials, test tasks) for higher medical and pharmaceutical education	From any computer and mobile device with an individual login and password. Access mode: http://nbk.pimunn.net/MegaPro/Web	Not limited
2.	Database "Doctor's	National guidelines, clinical	From any computer	Not limited

	Consultant. Electronic Medical Library» https://www.rosmedlib.ru	guidelines, textbooks, monographs, atlases, pharmaceutical guides, audio and video materials, ICD-10	and mobile device with an individual login and password. Access mode: http://nbk.pimunn.net/MegaPro/Web	
3.	Electronic library system "Bukap" https://www.books-up.ru	Educational and scientific medical literature of Russian publishing houses, incl. translations of foreign publications. Within the framework of the Big Medical Library project, publications of universities participating in the project are available	From any computer and mobile device using an individual login and password; access from university computers is automatic. Publications from the "My Books" section are available for reading. Access mode: http://nbk.pimunn.net/MegaPro/Web	Not limited
4.	Educational platform "URAIT" https://urait.ru	Collection of publications on psychology, ethics, conflictology	From any computer and mobile device using an individual login and password. Access mode: http://nbk.pimunn.net/MegaPro/Web	Not limited
5.	Electronic periodicals as part of the database "Scientific electronic library eLIBRARY" https://elibrary.ru	Electronic medical magazines	From university computers. Access mode: https://elibrary.ru	Not limited
6.	Integrated information and library system (IBS) of the scientific and educational medical cluster of the Volga Federal District - "Srednevolzhsky" (contract free of charge)	Electronic copies of scientific and educational publications from the funds of the libraries participating in the scientific and educational medical cluster of the Volga Federal District "Srednevolzhsky"	From any computer and mobile device using an individual login and password. Access mode: websites of libraries participating in the project	Not limited
7.	Electronic reference and legal system "Consultant Plus" (contract on a free basis) http://www.consultant.ru	Regulatory documents regulating the activities of medical and pharmaceutical institutions	From the computers of the scientific library. Access mode: http://www.consultant.ru/	Not limited
8.	National Electronic Library (contract on a free basis) http://neb.rf	Electronic copies of publications (including scientific and educational) on a wide range of knowledge	Scientific and educational works that have not been republished for the last 10 years are in the public domain. Works limited by copyright –	Not limited

			from the computers of the scientific library. Access mode: http://neb.rf	
--	--	--	--	--

8.3.3 Open access resources

№	Name of electronic resource	Brief description (content)	Access conditions
1.	Federal Electronic Medical Library http://neb.rf	Full-text electronic copies of printed publications and original electronic publications in medicine and biology	From any computer on the Internet. Access mode: http://neb.rf
2.	Scientific electronic library eLIBRARY.RU https://elibrary.ru	Abstracts and full texts of scientific publications, electronic versions of Russian scientific journals	From any computer on the Internet. Access mode: https://elibrary.ru
3.	Scientific electronic library of the open Access CyberLeninka http://cyberleninka.ru	Full texts of scientific articles with annotations published in scientific journals in Russia and neighboring countries	From any computer on the Internet. Access mode: https://cyberleninka.ru
4.	Electronic collection of the publishing house Springer https://rd.springer.com	Full-text scientific publications (journals, books, articles, scientific protocols, conference proceedings)	From university computers. Access mode: https://rd.springer.com
5.	Publisher's Periodicals Database Wiley www.onlinelibrary.wiley.com	Publishing house periodicals Wiley	From university computers, from any computer with an individual login and password Access mode: www.onlinelibrary.wiley.com
6.	Electronic collection of periodicals "Freedom" on the Science Direct platform https://www.sciencedirect.com	Publishing house periodicals «Elsevier»	From university computers, from any computer with an individual login and password Access mode: https://www.sciencedirect.com
7.	Scopus database www.scopus.com	International Science Citation Abstract Database	From university computers, from any computer with an individual login and password Access mode: www.scopus.com
8.	Web of Science Core Collection database https://www.webofscience.com	International Science Citation Abstract Database	From university computers, from any computer with an individual login and password Access mode: https://www.webofscience.com
9.	Questel Orbit database	Company Patent Database Questel	From university computers Access mode: https://www.orbit.com

	https://www.orbit.com		
10.	PubMed https://www.ncbi.nlm.nih.gov/pubmed	US National Library of Medicine database search engine «Medline», «PreMedline»	From any computer and mobile device. Access mode: https://www.ncbi.nlm.nih.gov/pubmed
11.	Directory of Open Access Journals http://www.doaj.org	Directory of open access to the full-text collection of periodicals	From any computer and mobile device. Access mode: http://www.doaj.org
12.	Directory of open access books (DOAB) http://www.doabooks.org	Directory of open access to the full-text collection of scientific books	From any computer and mobile device. Access mode: http://www.doabooks.org

9. Material and technical support for mastering an academic discipline

9.1. List of premises for classroom activities for the discipline

1. Lecture hall
2. Study rooms
3. Simulation gynecologic class
4. Wards of the gynecologic department
5. Observation room
6. Operating block
7. Office of the female dispensary

9.2. List of equipment for classroom activities for the discipline

1. Multimedia complex (laptop, projector, screen)
2. Computer class with Internet access
3. Sets of slides, tables / multimedia visual materials on various sections of the discipline
4. Personal computers, video and DVD players, monitors
5. Educational films
6. Board

9.3. A set of licensed and freely distributed software, including domestic production

Item no.	Software	number of licenses	Type of software	Manufacturer	Number in the unified register of Russian software	Contract No. and date
1	Wtware	100	Thin Client Operating System	Kovalev Andrey Alexandrovich	1960	2471/05-18 from 28.05.2018

2	MyOffice is Standard. A corporate user license for educational organizations, with no expiration date, with the right to receive updates for 1 year.	220	Office Application	LLC "NEW CLOUD TECHNOLOGIES"	283	without limitation, with the right to receive updates for 1 year.
3	LibreOffice		Office Application	The Document Foundation	Freely distributed software	
4	Windows 10 Education	700	Operating systems	Microsoft	Azure Dev Tools for Teaching Subscription	
5	Yandex. Browser		Browser	«Yandex»	3722	
6	Subscription to MS Office Pro for 170 PCs for FGBOU VO "PIMU" of the Ministry of Health of Russia	170	Office Application	Microsoft		23618/HN10030 LLC "Softline Trade" from 04.12.2020

10. List of changes to the working program (to be filled out by the template)

Federal State Budgetary Educational Institution of Higher Education
"Privolzhsky Research Medical University"
Ministry of Health of the Russian Federation
(FSBEI HE "PRMU" of the Ministry of Health of Russia)

Department of
Obstetrics and gynecology

CHANGE REGISTRATION SHEET

working program for the academic discipline
GYNECOLOGY

Field of study / specialty / scientific specialty: 31.05.01 GENERAL MEDICINE
(code, name)

Training profile: _____
(name) - for master's degree programs

Mode of study: _____
full-time
full-time/mixed attendance mode/extramural

Position	Number and name of the program section	Contents of the changes made	Effective date of the changes	Contributor's signature
1				

Approved at the department meeting
Protocol No. _____ of _____ 20__

Head of the Department
of Obstetrics and gynecology, professor _____ / L.V. Borovkova
department name, academic title signature print name